



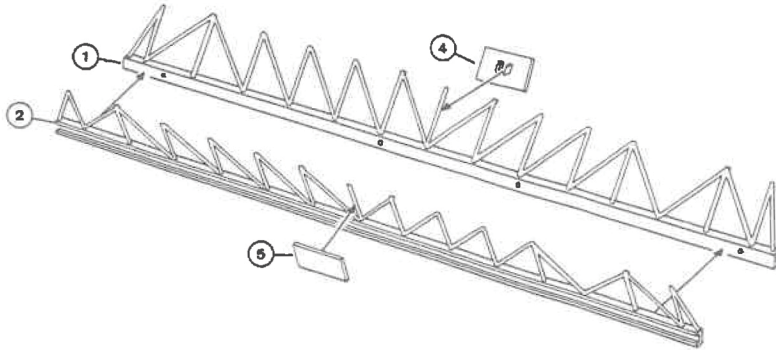
GAUGEMASTER Structures

GM488 Gantry Crane

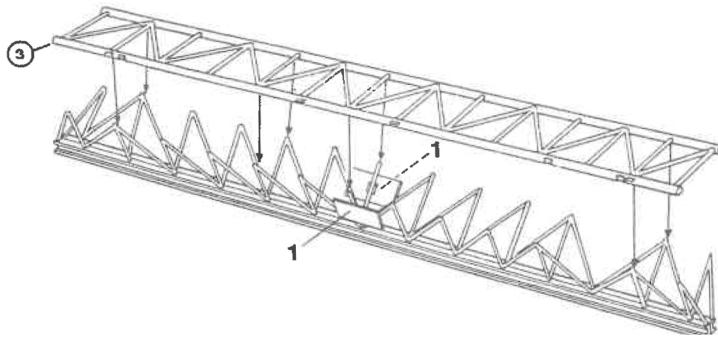
Before beginning to assemble this kit, familiarise yourself with the parts and instructions.

It's always best to have a 'dry run' with parts to ensure a good fit before they are glued.

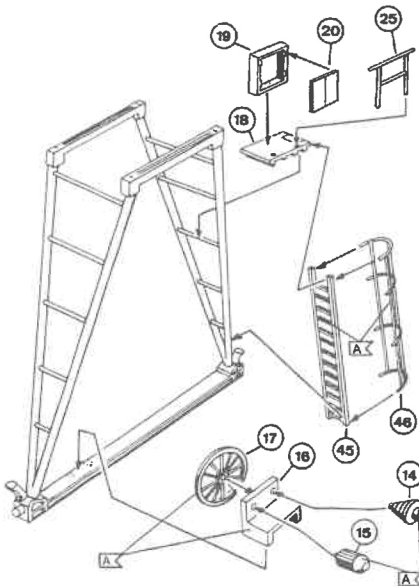
1



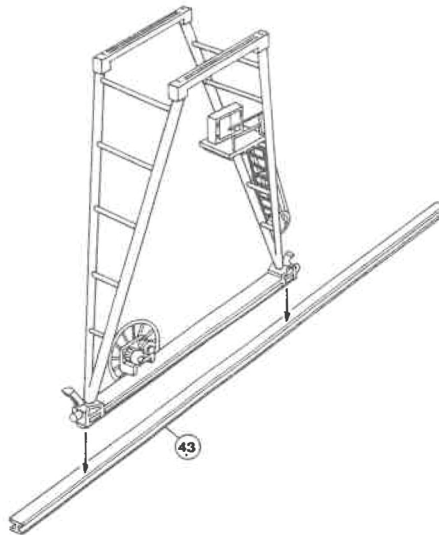
2



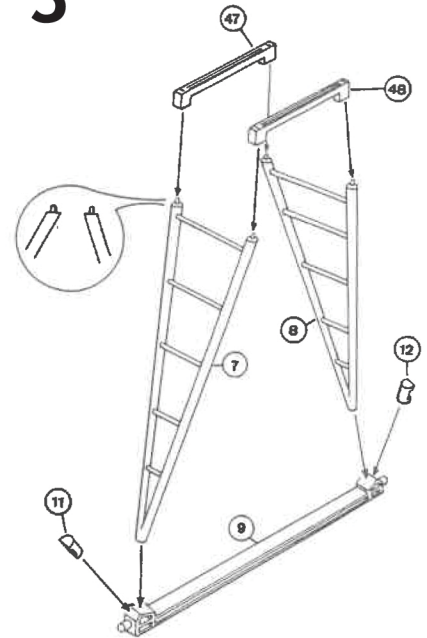
4



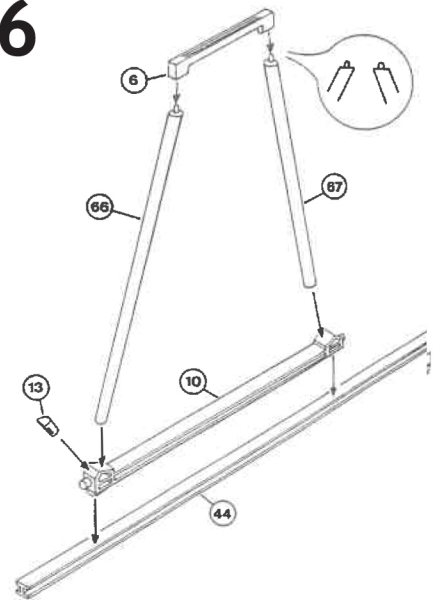
5



3



6



We recommend using Faller **FA170492** Expert Plastic Glue to construct this model.

Other useful tools for building plastic kits can be found in the **Gaugemaster Tools Range**.

Safety Recommendations

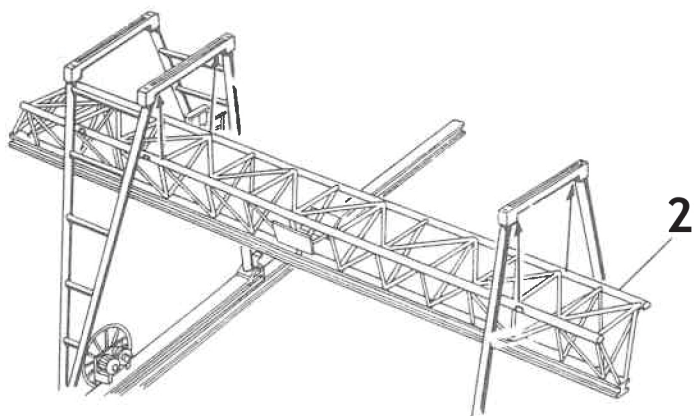
- This product is not a toy and is intended for modelling purposes only. As such, it is not suitable for children under 14 years.
- Carefully read these instructions before use.
- Pay attention to the safety recommendations and warnings provided.
- Always retain the instructions for later reference.
- Due to the design, there may be tips, sharp edges, or small parts that are necessary for the construction of the kit.
- Assembly may require tools such as a sharp modelling knife, sharp scissors, and specialised adhesives. Please ensure that these are used safely and read the guidance provided with such items before use.
- Always keep this kit out of reach of children, unless they are being supervised by an adult.

Gaugemaster Controls Ltd, Gaugemaster House, Ford Road, Arundel, West Sussex, BN18 0BN, United Kingdom
tel - 01903 884488 fax - 01903 884377 email - sales@gaugemaster.com

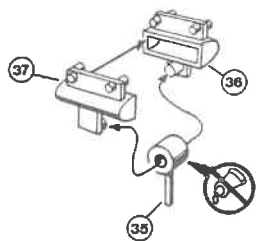
www.gaugemaster.com



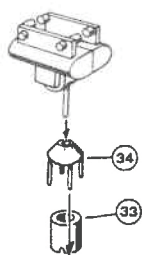
7



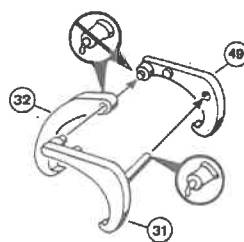
8



9



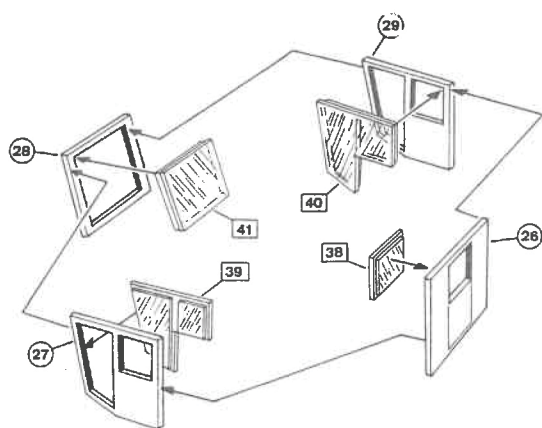
10



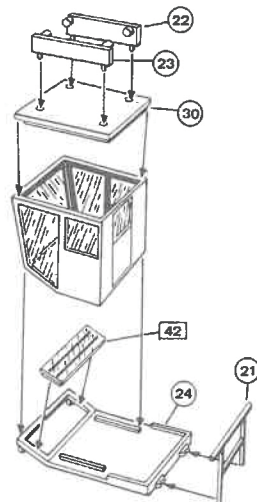
11



12



13



14

