




STREAMLINE

CODE 80
TURNOUTS AND CROSSINGS PLANS


CURVED DOUBLE RADIUS TURNOUT
LEFT HAND

Code 80
SL-387 *Insulfrog*
SL-E387 *Electrofrog*

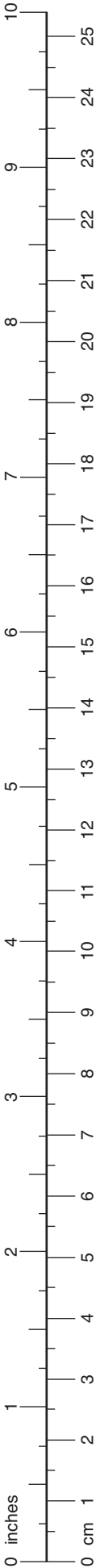


CURVED DOUBLE RADIUS TURNOUT
RIGHT HAND

Code 80
SL-386 *Insulfrog*
SL-E386 *Electrofrog*



Use this scale bar to check that your printer is printing at 100%



These plans are produced by the manufacturers and may be reproduced by modellers for the purpose of layout building. Commercial copying or reproduction prohibited.

© PRITCHARD PATENT PRODUCT CO. LTD, BEER, DEVON EX12 3NA ENGLAND